

About Pearson

Pearson is the world's learning company, with presence across 70 countries worldwide. Our unique insights and world-class expertise comes from a long history of working closely with renowned teachers, authors and thought leaders, as a result of which, we have emerged as the preferred choice for millions of teachers and learners across the world.

We believe learning opens up opportunities, creates fulfilling careers and hence better lives. We hence collaborate with the best of minds to deliver you class-leading products, spread across the Higher Education and K12 spectrum.

Superior learning experience and improved outcomes are at the heart of everything we do. This product is the result of one such effort.

Your feedback plays a critical role in the evolution of our products and you can contact us – reachus@pearson.com. We look forward to it.




Nursing

CONTENTS

NURSING

» Nursing Foundations.....	1
» English.....	5
» Anatomy and Physiology	6
» Microbiology	8
» Medical Surgical Nursing.....	14
» Pharmacology.....	16
» Genetics	17
» Nursing Research and Statistics.....	19
» Emergency and Medical Care.....	22

Kozier and Erb's -Fundamentals of Nursing, 11/e



E-Book available

ISBN: 9789353949273

 **Audrey Berman | Shirlee J. Snyder | Geryl Frandsen**

 **1572** | © **2021**



ABOUT THE BOOK

Pearson introduces the 11th edition of one of its most revered texts for nursing foundations—Kozier & Erb's Fundamentals of Nursing—a gold standard that helps students embark on their careers in nursing.

For years, this impeccable text set the foundation for nursing excellence with its clear and approachable writing style. The book prepares readers to become effective nurses with its balanced coverage of the key concepts of contemporary nursing, as well as the latest nursing evidence, standards, and competencies. The book also includes legal aspects of nursing in India; INC standards of care; and code of

ethics and code of professional conduct for nurses in India. Health care delivery, community nursing care and home care in the Indian scenario have also been discussed in detail.

FEATURES

- **What's New**—A dedicated chapter on hospital admission and discharge. A detailed coverage on hygiene, loss, grieving and death
- **Updated!** Over 445-chapter review questions based on frequently asked questions in university examinations
- **QSEN Linkages**—QSEN competencies addresses the gap between nursing education and practice
- **Evidence-Based Practice**—focuses evidence-informed practice to highlight relevant research and its implications for nursing care
- **Home Care Assessment**—focuses on educating the client, family, and community to recognize what is needed for care at home
- **Home Care Considerations**—focuses on teaching the client and caregiver the proper care at home
- **Safety Alerts**—correlates to the Patient Safety Goals and identify other crucial safety issues.
- **Clinical reasoning**—cognitive processes a nurse utilizes to gather and analyze client data, evaluate the relevance of the information, and implement nursing interventions to improve the client's well-being
- **Interprofessional practice**—identifies and reinforces to the student that other members of the health care team may also be performing the specified skill
- **Men in nursing**—this edition has increased information about men in nursing from a historical and current perspective in Chapter 1

CONTENTS

UNIT 1 The Nature of Nursing

1. Historical and Contemporary Nursing Practice
2. Evidence-Based Practice and Research in Nursing
3. Nursing Theories and Conceptual Frameworks
4. Legal Aspects of Nursing
5. Values, Ethics, and Advocacy

UNIT 2 Contemporary Health Care

6. Health Care Delivery Systems
7. Community Nursing and Care Continuity
8. Home Care
9. Electronic Health Records and Information Technology

UNIT 3 The Nursing Process

10. Critical Thinking and Clinical Reasoning
11. Assessing
12. Diagnosing
13. Planning
14. Implementing and Evaluating
15. Documenting and Reporting

UNIT 4 Health Beliefs and Practices

16. Health Promotion
17. Health, Wellness, and Illness
18. Culturally Responsive Nursing Care
19. Complementary and Alternative Healing Modalities



UNIT 5 Life Span Development

- 20. Concepts of Growth and Development
- 21. Promoting Health from Conception Through Adolescence
- 22. Promoting Health in Young and Middle-Aged Adults
- 23. Promoting Health in Older Adults
- 24. Promoting Family Health

UNIT 6 Integral Aspects of Nursing

- 25. Caring
- 26. Communicating
- 27. Teaching
- 28. Leading, Managing, and Delegating

UNIT 7 Assessing Health

- 29. Vital Signs
- 30. Health Assessment

UNIT 8 Integral Components of Client Care


- 31. Asepsis
- 32. Safety and First Aid
- 33. Hygiene

- 34. Diagnostic Testing
- 35. Medications
- 36. Skin Integrity and Wound Care
- 37. Perioperative Nursing

UNIT 9 Promoting Psychosocial Health

- 38. Sensory Perception
- 39. Self-Concept
- 40. Sexuality
- 41. Spirituality
- 42. Stress and Coping
- 43. Loss, Grieving, and Death

UNIT 10 Promoting Physiological Health

- 44. Activity and Exercise
 - 45. Sleep
 - 46. Pain Management
 - 47. Nutrition
 - 48. Urinary Elimination
 - 49. Fecal Elimination
 - 50. Oxygenation
 - 51. Circulation
 - 52. Fluid, Electrolyte, and Acid-Base Balance
- 


ABOUT THE AUTHOR(S)

Audrey Berman, PhD, RN - A San Francisco Bay Area native, Audrey Berman received her BSN from the University of California-San Francisco and later returned to that campus to obtain her MS in physiological nursing and her PhD in nursing.

Shirlee J. Snyder, EdD, RN - Shirlee J. Snyder graduated from Columbia Hospital School of Nursing in Milwaukee, Wisconsin, and subsequently received a Bachelor of Science in nursing from the University of Wisconsin-Milwaukee.

Geralyn Frandsen, EdD, RN - Geralyn Frandsen graduated in the last class from DePaul Hospital School of Nursing in St. Louis, Missouri. She earned a Bachelor of Science in nursing from Maryville College

Nursing Theories : The Base for Professional Nursing Practice, 6/e



ISBN: 9789353436520

 **Julia B. George**

 **704** |  **2019**

ABOUT THE BOOK

Nursing Theories: The Base for Professional Nursing Practice, Sixth Edition, is designed to help nurses apply concepts and theories to practice. This useful resource considers the ideas of well-known nursing theorists and relates the work of each to the clinical nursing practice. Chapters are organized to relate the theorist's work to the nursing metaparadigm, clinical nursing practice, characteristics of a theory, and strengths and limitations of the theory.

FEATURES

- **An emphasis on the use of nursing theory in clinical practice**—applies theoretical content to every day practice making the text more interactive and practical for students.
- **Chapter on interdisciplinary practice**—demonstrates to students how nursing theory is related to widely used collaborative practice models.
- **Published examples of theory strategies**—help students visualize how theoretical strategies are developed and implemented.
- **Strengths and weaknesses are identified for each model/theory**—teaches students how to critically analyze nursing theories.
- **The application of abstract models and theories to nursing practice situations**—clarifies complex content that is often difficult to conceptualize.
- **International contingent of theorists**—reflects the diverse global aspects of nursing practice.

CONTENTS

1. An Introduction to Nursing Theory
2. Nursing Theory and Clinical Practice
3. Environmental Model: Florence Nightingale
4. Interpersonal Relations in Nursing: Hildegard E. Peplau
5. Definition and Components of Nursing: Virginia Henderson
6. Self-Care Deficit Nursing Theory: Dorothea Elizabeth Orem
7. Behavioral System Model: Dorothy E. Johnson
8. Nursing Process Discipline: Ida Jean Orlando
9. Other Theories from the 1950s and 1960s
10. The Conservation Principles: A Model For Health: Myra Estrin Levine
11. Conceptual System and Theory of Goal Attainment: Imogene M. King
12. Science of Unitary Human Beings: Martha E. Rogers
13. The Roy Adaptation Model: Sister Callista Roy
14. The Neuman Systems Model: Betty Neuman
15. Other Theories from the 1970s
16. Theory of Culture Care Diversity and Universality: Madeleine M. Leininger
17. Health as Expanding Consciousness: Margaret A. Newman
18. Theory of Transpersonal Caring: Jean Watson
19. Human Becoming School of Thought: Rosemarie Rizzo Parse
20. The Modeling and Role-Modeling Theory: Helen Lorraine (Cook) Erickson, Evelyn M. Tomlin, and Mary Ann P. Swain
21. Health Promotion Model: Nola J. Pender
22. Philosophy of Caring and Expert Nursing Practice: Patricia Benner
23. Other Theories of the 1980s
24. Other Nursing Theories from the 1990s


ABOUT THE AUTHOR

Julia B. George, California State University, Fullerton

Nursing Ethics: Concepts, Trends and Practices

 **Nisha Clement**

 **424** | © **2012**



ISBN: 9788131773345

ABOUT THE BOOK

Basic Approach

This book on Nursing Ethics is meant for the entire nursing community and provides the ethical guidelines for students, teachers, practicing nurses in clinics, managing nurses and those doing researches. The book helps them to understand the concepts in a very simple and lucid manner irrespective of their specialized areas like emergency department, intensive care unit, operation theater, etc.

FEATURES

- Complete and exclusive coverage of ethical practices in nursing
- Exhaustive coverage of nursing ethics in super specialty areas
- Separate chapters on ethics in clinical specialties areas
- Important definitions are listed at the beginning of every chapter.
- Glossary to guide the students with the difficult terms

CONTENTS

1. Introduction to Ethics
2. Principles of Nursing Ethics
3. Professional Regulations in Ethics
4. Ethics Issues in Nursing
5. Special Ethical Issues in Nursing

ABOUT THE AUTHOR

Nisha Clement is Associate Professor, ESIC College of Nursing, Bangalore.

English for Nurses

 **Nitin Bhatnagar**

 **128** | © **2012**

ABOUT THE BOOK

Basic Approach

This book addresses the need for nurses to communicate effectively in English. Combining the essentials of communication with language learning, it provides all the necessary skills for professionals in healthcare. English for Nurses puts equal emphasis on all the four aspects of learning the language—listening, speaking, reading and writing through a variety of exercises and assessment modules. It provides plenty of practice in functional grammar and also for pronunciation and fluency in speaking.

ISBN: 9788131769621

FEATURES

- Reading Comprehension: Objective and Subjective Questions
- Vocabulary and glossary
- Grammar exercises that are graded
- Functional grammar based on practical situations that a nurse faces.
- Common problems of pronunciation and speaking skills have been addressed
- Writing skills based on the needs of the nurses have been addressed


CONTENTS

1. Edith Cavell: And Bravely Fought the Nurse
 2. The Story of a British Nurse in India (Margaret Ledger)
 3. A doctor for all seasons: The story of Noshir H Antia (Kavita Nambsian)
 4. Aarohi: Ascent in Healthcare
 5. Communication in healthcare: The perspective of a Nurse
 6. Private and Public Partnership in Healthcare (Bharathi Ghanshyam)
 7. Managing Pain
 8. The story of a British Nurse (Stress in Nursing, Pratibha P. Kane; from a journal)
 9. The Quiet Soldiers of Compassion: Prakash and Mandakini Amte
 10. The Story of a Caribbean Nurse
- Appendix: Report Writing

ABOUT THE AUTHOR

Nitin Bhatnagar is Professor and Head, Institute of Applied Sciences and Humanities, GLA University, Mathura.

ANATOMY AND PHYSIOLOGY



ISBN: 9789332586802

Anatomy, Physiology, and Disease: An Interactive Journey for Health Professions, 3/e

 Bruce J. Colbert | Jeff J. Ankney | Karen Lee

 896 | © 2017

ABOUT THE BOOK

For all combined courses covering anatomy, physiology, and pathology in allied health programs, four year degree programs, military healthcare training centers, and other programs for standard A&P I and II courses and as an advanced high school courses.

This engaging, conversational book introduces all the anatomy, physiology, and pathology concepts that students must master to succeed in the health professions. It's designed to promote true understanding, not mere memorization, and to help students make the lasting connections they need to thrive as practitioners.

Throughout, well-placed “Pathology Connections” sections tightly link A&P concepts to pathologic processes. Analogies help students compare the human body to objects and processes they already understand, and illustrations and visual features support the visual learning style many of them prefer.

FEATURES

Hallmark Features

- Enjoyable to read, and linked to students' everyday lives. Takes a more personal approach that engages students by using real-world analogies and humor wherever appropriate, and encourages mastery rather than mere memorization.
- Integrates diverse concepts and pathologies through realistic case studies. Presents two running case studies: one of a patient with diabetes, and the other of a patient with a spinal cord injury. Throughout the text, these case studies integrate key concepts, demonstrate multi-system effects, understand the patient's progression; and encourage students to use critical thinking to make clinical connections.
- Introduces students to key body system diagnostic tests. Provides a dedicated chapter on body system diagnostic tests at the end of the book.
- Gives students rich reference resources they can rely upon for years. Contains appendices with more information about medical terminology, clinical abbreviations, “Do Not Use” lists, infectious diseases and related pathogens, laboratory reference values, multi-system effects, vitamins and minerals, and both standard and transmission-based precautions.


EXCELLENT PEDAGOGY

Pathology Connections
Applied Sciences boxes
Special boxed Learning Hints
“Test Your Knowledge” questions
Study Success Companion

Clinical Applications boxes
End-of-chapter “Quick Trip” review sessions
“That’s Awesome” Amazing Body Facts
Pharmacology Corner
Medical terminology, word roots, suffixes, prefixes, and “see-and-say” pronunciation in the margins

CONTENTS

1. Anatomy, Physiology and Disease: Learning the Language
2. The Human Body: Reading the Map
3. Biochemistry: The Ingredients of Life
4. The Cells: The Raw Materials and Building Blocks
5. Tissues and Systems: The Inside Story
6. The Skeletal System: The Framework
7. The Muscular System: Movement for the Journey
8. The Integumentary System: The Protective Covering
9. The Nervous System: The Body's Control Center
10. The Endocrine System: The Body's Other Control Center
11. The Senses: The Sights and Sounds
12. The Cardiovascular System: Transport and Supply
13. The Respiratory System: It's a Gas

- 
14. The Lymphatic and Immune Systems: Your Defense Systems
 15. The Gastrointestinal System: Fuel for the Trip
 16. The Urinary System: Filtration and Fluid Balance

17. The Reproductive System: Replacement and Repair
18. Basic Diagnostic Tests: Assessing the Systems
19. The Journey's End: Now What? The Study Success Companion: The Key to Your Successful Journey

ABOUT THE AUTHOR(S)

Bruce Colbert is the Director of the Allied Health Department at the University of Pittsburgh at Johnstown. He holds a Master's in Health Education and Administration, has authored four books, written several articles, and given over 175 invited lectures and workshops at both the regional and national level.


Jeff Ankney is the Director of Clinical Education for the University of Pittsburgh at Johnstown Respiratory Care program where he is responsible for the development and evaluation of hospital clinical sites. In the past, Jeff has served as a public school teacher, Assistant Director of Cardiopulmonary Services, Program Coordinator of Pulmonary Rehabilitation, and a member of hospital utilization review

Karen Lee is an Associate Professor in the Biology Department at the University of Pittsburgh at Johnstown, where she teaches all the anatomy courses, including Anatomy and Physiology for Nursing and Allied Health students. She presents regularly at scientific conferences

MICROBIOLOGY

4 Colour
Edition

E-Book
available



ISBN: 9789332587441

Microbiology with Diseases by Body System, 4/e

 Robert W. Bauman

 944 | © 2017

ABOUT THE BOOK


Designed for pre-nursing and allied health students (and also mixed-majors courses), *Microbiology with Diseases by Body System, Third Edition* retains the hallmark art program and clear writing style that have made Robert Bauman's book a success. This Third Edition features compelling clinical content related to students' future healthcare careers and abundant opportunities for applied student practice. Chapter-opening Clinical Cases, Emerging Diseases boxes, and Clinical Applications boxes introduce students to real-world clinical situations. Student comprehension is ensured with end-of-chapter practice that encompasses applied, visual, and conceptual understanding.

FEATURES

- **NEW! Numbered Learning Outcomes**, found throughout the book, are used to tag Test Bank questions and all Mastering assets.
- **NEW! Tell Me Why critical-thinking questions** end each section in the text and strengthen the pedagogy and organization of each chapter, consistently providing stop-and-think opportunities for students as they read.
- **Micro in the Clinic** features hook students at the beginning of the chapter and keep them curious and engaged throughout the chapter-closing "Micro in the Clinic Follow-up."
- **Clinical and Emerging Disease Case Studies** ask students to apply what they have learned to clinical scenarios. Emerging Disease Case studies now include Critical Thinking questions to spark discussion.
- **State-of-the-Science currency**, found in Chapter 3 (Cell Structure and Function) and the immunology chapters (Chapters 15—18) de-emphasize outdated terms, and focus on the three domains of living organisms. This reflects the most current understanding of the rapidly evolving field of microbiology.
- **Student Support** includes Figure Legend and "Tell Me Why" Questions, TEM/SEM Designations, and Pronunciations and Etymology Guides that appear throughout the chapters. These resources strengthen the pedagogy and organization of each chapter by consistently providing stop and think opportunities for students as they read.
- **Concept Mapping exercises** appear in the end-of-chapter material, guiding students to create their own concept maps from a list of key terms focused around an important chapter topic. They may also complete concept maps in the Mastering Microbiology Study Area.
- **Updates in every chapter** reflect the latest in microbiology research and technology.

CONTENTS

1. A Brief History of Microbiology
2. Cell Structure and Function
3. Microscopy, Staining, and Classification
4. Microbial Metabolism
5. Microbial Nutrition and Growth
6. Microbial Genetics
7. Recombinant DNA Technology
8. Controlling Microbial Growth in the Environment
9. Controlling Microbial Growth in the Body: Antimicrobial Drugs
10. Characterizing and Classifying Prokaryotes
11. Characterizing and Classifying Eukaryotes
12. Characterizing and Classifying Viruses, Viroids, and Prions
13. Infection, Infectious Diseases, and Epidemiology
14. Innate Immunity
15. Adaptive Immunity
16. Immunization and Immune Testing
17. AIDS and Other Immune Disorders
18. Microbial Diseases of the Skin and Wounds

- 
- 19. Microbial Diseases of the Nervous System and Eyes
 - 20. Microbial Cardiovascular and Systemic Diseases
 - 21. Microbial Diseases of the Respiratory System

- 22. Microbial Diseases of the Digestive System
- 23. Microbial Diseases of the Urinary and Reproductive Systems
- 24. Applied and Environmental Microbiology

ABOUT THE AUTHOR

ROBERT W. BAUMAN is a professor of biology and past chairman of the Department of Biological Sciences at Amarillo College in Amarillo, Texas. He has taught microbiology, human anatomy and physiology, and botany for over thirty years.


Microbiology with Diseases by Taxonomy, 4/e

 Robert W. Bauman

 900 | © 2017

4 Colour
Edition

E-Book
available



ISBN: 9789332587274

ABOUT THE BOOK

The *Fourth Edition of Microbiology with Diseases by Taxonomy, 4e* is the most cutting-edge microbiology book available, offering unparalleled currency, accuracy, and assessment. The state-of-the-art approach includes 18 new Video Tutors written and developed by the author to walk students through key microbiology concepts, bringing the textbook to life. QR codes in the textbook enable students to use their smartphone or tablet to instantly interact with these step-by-step tutorials and visualize important concepts and processes. Compelling clinical case studies and emerging disease case studies give students opportunities to apply new knowl-

edge and explore real-world microbiology. Student comprehension is ensured with end-of-chapter practice that encompasses both visual and conceptual understanding. This edition retains the hallmark art program and clear writing style that have made Robert W. Bauman's book an engaging and successful introductory text.

FEATURES

■ Organization and Currency

- The taxonomic organization of the disease chapters (Chapters 19–25) presents microbial diseases by type of pathogenic microbe, helping students recognize shared characteristics among categories of microbes.
- Chapter 3 (Cell Structure and Function) de-emphasizes the term “prokaryote” (a term that is based on an outdated perception of taxonomy and is thus misleading to students) and instead emphasizes the three domains of living organisms, matching the latest taxonomic research. This state-of-the-science organization sets this book apart from all other allied health microbiology books.
- The immunology chapters (Chapters 15–18), which have been and continue to be reviewed in-depth by immunology specialists, reflect the most current understanding of this rapidly-evolving field of any microbiology book available.

■ Student Interest Features

- **Microbe-at-a-Glance boxes** showcase representative microbes in each of the disease chapters. They feature an illustration of a microbe accompanied by very brief summaries of taxonomy, morphology, virulence factors, diseases caused, and treatment/prevention. These “snapshots” also appear as flashcards on the book's website, giving students extra “on-the-go” practice and review opportunities.
- **Beneficial Microbe boxes** emphasize the practical or benevolent nature and uses of microbes and help students overcome the common misconception that all microbes cause disease.
- **Clinical Case Study and Emerging Disease Case Study boxes** are written in an engaging narrative voice and feature a patient's experience with microbial diseases and follow-up critical thinking questions for students.
- **Highlight boxes** appear throughout the text and focus on interesting topics in microbiology; e.g., what causes that “fishy” smell in fish markets, what allows some organisms to glow in the dark, how gold-mining microbes are used, and which cutting-edge molecular techniques are used in microbiology.

■ Visually Superior Art Program

- Half-illustration/half-micrograph 3D cellular art sets a new standard for teaching cellular structure.
- Superior text-art integration breaks complex processes into smaller, more manageable pieces for students.
- Colors and icons are used consistently throughout the text to make it easier for students to recognize structures and processes from chapter to chapter.

■ Student Text Resources

- Figure Legend Questions encourage critical thinking.
- Critical Thinking Questions appear throughout the chapters and in the EOC section.
- Answers to all end-of-chapter review questions (except Short Answers) are at the back of the book; answers to Short Answer questions are in the Instructor's Manual. The answer section and appendices in this edition are tabbed for easy reference.

- TEM/SEM Designations, a feature regularly requested by instructors, appear in all micrographs and many illustrations.
- Pronunciations and Etymology Guides help students with pronouncing and remembering vocabulary.
- Concept Mapping exercises appear in the end-of-chapter material, guiding students to create their own concept maps from a list of key terms focused around an important chapter topic.

CONTENTS

1. A Brief History of Microbiology
2. The Chemistry of Microbiology
3. Cell Structure and Function
4. Microscopy, Staining, and Classification
5. Microbial Metabolism
6. Microbial Nutrition and Growth
7. Microbial Genetics
8. Recombinant DNA Technology
9. Controlling Microbial Growth in the Environment
10. Controlling Microbial Growth in the Body: Antimicrobial Drugs
11. Characterizing and Classifying Prokaryotes
12. Characterizing and Classifying Eukaryotes
13. Characterizing and Classifying Viruses, Viroids, and Prions
14. Infection, Infectious Disease, and Epidemiology
15. Innate Immunity
16. Adaptive Immunity
17. Immunization and Immune Testing
18. Immune Disorders
19. Pathogenic Gram-Positive Bacteria
20. Pathogenic Gram-Negative Cocci and Bacilli
21. Rickettsias, Chlamydias, Spirochetes, and Vibrios
22. Pathogenic Fungi
23. Parasitic Protozoa, Helminths, and Arthropod Vectors
24. Pathogenic DNA Viruses
25. Pathogenic RNA Viruses
26. Applied and Environmental Microbiology


ABOUT THE AUTHOR

ROBERT W. BAUMAN is a professor of biology and past chairman of the Department of Biological Sciences at Amarillo College in Amarillo, Texas. He has taught microbiology, human anatomy and physiology, and botany for over thirty years.

Microbiology: A Laboratory Manual, 10/e

 **James G. Cappuccino | Natalie Sherman**

 **576 | © 2014**



ISBN: 9789332535190

ABOUT THE BOOK

Versatile, comprehensive, and clearly written, this competitively priced laboratory manual can be used with any undergraduate microbiology text-and now features brief clinical applications for each experiment, MasteringMicrobiology@quizzes that correspond to each experiment, and a new experiment on hand washing. Microbiology: A Laboratory Manual is known for its thorough coverage, descriptive and straightforward procedures, and minimal equipment requirements. A broad range of experiments helps to convey basic principles and techniques. Each experiment includes an overview, an in-depth discussion of the principle involved,

easy-to-follow procedures, and lab reports with review and critical thinking questions. Ample introductory material and laboratory safety instructions are provided.

FEATURES

- Comprehensive coverage of the core microbiology topics includes experiments in the areas of genetics, immunology, and biotechnology.
- A wide range of experiments progressing from simple to complex enable instructors to tailor their laboratory classes to the topics they wish to cover.
- Experiments use the most common and affordable laboratory materials, designed to accommodate any lab.
- Over 90 photographs in full color and numerous illustrations appear directly alongside the experiments, helping students visualize techniques and expected results.
- Spiral binding makes student-use easier and minimizes space on a lab bench.
- A detailed introductory section on basic lab techniques and safety thoroughly prepares students for lab work during the semester.
- “Caution” icons alert users to experiments that pose a potential risk.
- Six appendices cover the topics of Scientific Notification, Methods for Preparation of Dilutions, Microbiological Media, Biochemical Test Reagents, Staining Reagents, and Experimental Microorganisms.
- A Guide to Serial Dilutions is printed on the inside back cover for students’ quick reference in completing exercises.
- Art demonstrating lab procedures appears consistently in a special box design that distinguishes it from other art, and catches the student’s eye.
- A bold and modern four-color design adds distinction to each individual element, and allows for easier navigation within each experiment.

CONTENTS

Part 1: Basic Laboratory Techniques for Isolation, Cultivation, and Cultural Characterization of Microorganisms

1. Effectiveness of Hand Washing
2. Culture Transfer Techniques
3. Techniques for Isolation of Pure Cultures
4. Cultural Characteristics of Microorganisms

Part 2: Microscopy

5. Microscopic Examination of Stained Cell Preparations
6. Microscopic Examination of Living Microorganisms Using a Hanging-Drop Preparation or a Wet Mount
7. The Microscopic Measurement of Microorganisms

Part 3: Bacterial Staining

8. Preparation of Bacterial Smears
9. Simple Staining
10. Negative Staining
11. Gram Stain
12. Acid-Fast Stain
13. Differential Staining for Visualization of Bacterial Cell Structures

Part 4: Cultivation of Microorganisms: Nutritional and Physical Requirements, and Enumeration of Microbial Populations

14. Nutritional Requirements: Media for the Routine Cultivation of Bacteria

- 15. Use of Differential, Selective, and Enriched Media
- 16. Physical Factors: Temperature
- 17. Physical Factors: pH of the Extracellular Environment
- 18. Physical Factors: Atmospheric Oxygen Requirements
- 19. Techniques for the Cultivation of Anaerobic Microorganisms
- 20. Serial Dilution - Agar Plate Procedure to Quantitate Viable Cells
- 21. The Bacterial Growth Curve

Part 5: Biochemical Activities of Microorganisms

- 22. Extracellular Enzymatic Activities of Microorganisms
- 23. Carbohydrate Fermentation
- 24. Triple Sugar-Iron Agar Test
- 25. IMViC Test
- 26. Hydrogen Sulfide Test
- 27. Urease Test
- 28. Litmus Milk Reactions
- 29. Nitrate Reduction Test
- 30. Catalase Test
- 31. Oxidase Test
- 32. Utilization of Amino Acids
- 33. Genus Identification of Unknown Bacterial Cultures

Part 6: The Protozoa

- 34. Free-Living Protozoa
- 35. Parasitic Protozoa

Part 7: The Fungi

- 36. Cultivation and Morphology of Molds
- 37. Yeast Morphology, Cultural Characteristics, and Reproduction
- 38. Identification of Unknown Fungi

Part 8: The Viruses

- 39. Cultivation and Enumeration of Bacteriophages
- 40. Isolation of Coliphages from Raw Sewage

Part 9: Physical and Chemical Agents for the Control of Microbial Growth

- 41. Physical Agents of Control: Moist Heat
- 42. Physical Agents of Control: Environmental Osmotic Pressure
- 43. Physical Agents of Control: Electromagnetic Radiations
- 44. Chemical Agents of Control: Chemotherapeutic Agents
- 45. Determination of Penicillin Activity in the Presence and Absence of Penicillinase
- 46. Chemical Agents of Control: Disinfectants and Antiseptics

Part 10: Microbiology of Food

- 47. Microbiological Analysis of Food Products: Bacterial Count
- 48. Wine Production

Part 11: Microbiology of Water

- 49. Standard Qualitative Analysis of Water
- 50. Quantitative Analysis of Water: Membrane Filter Method

Part 12: Microbiology of Soil

- 51. Microbial Populations in Soil: Enumeration
- 52. Isolation of Antibiotic-Producing Microorganisms and Determination of Antimicrobial Spectrum of Isolates
- 53. Isolation of Pseudomonas Species by Means of the Enrichment Culture Technique

Part 13: Bacterial Genetics

- 54. Enzyme Induction
- 55. Bacterial Conjugation
- 56. Isolation of a Streptomycin-Resistant Mutant
- 57. The Ames Test: A Bacterial Test System for Chemical Carcinogenicity

Part 14: Biotechnology

- 58. Bacterial Transformation
- 59. Isolation of Bacterial Plasmids
- 60. Restriction Analysis and Electrophoretic Separation of Bacteriophage Lambda DNA

Part 15: Medical Microbiology

- 61. Microbial Flora of the Mouth: Determination of Susceptibility to Dental Caries
- 62. Normal Microbial Flora of the Throat and Skin
- 63. Identification of Human Staphylococcal Pathogens
- 64. Identification of Human Streptococcal Pathogens
- 65. Identification of Streptococcus pneumoniae
- 66. Identification of Enteric Microorganisms Using Computer-Assisted Multitest Microsystems
- 67. Isolation and Presumptive Identification of Campylobacter
- 68. Microbiological Analysis of Urine Specimens
- 69. Microbiological Analysis of Blood Specimens
- 70. Species Identification of Unknown Bacterial Cultures

Part 16: Immunology

- 71. Precipitin Reaction: The Ring Test
- 72. Agglutination Reaction: The Febrile Antibody
- 73. Immunofluorescence
- 74. Enzyme-Linked Immunoabsorbent Assay
- 75. Agglutination Reaction: Mono-Test for Infectious Mononucleosis
- 76. Sexually Transmitted Diseases: Rapid Immunodiagnostic Procedures


ABOUT THE AUTHOR(S)

James Cappuccino is a Professor Emeritus at the State University of New York (SUNY) system at Rockland Community College.

Natalie Sherman is at the State University of New York (SUNY) system at Rockland Community College.

4 Colour
Edition

E-Book
available



ISBN: 9789353062026

Medical-Surgical Nursing: Clinical Reasoning in Patient Care, 6/e



Priscilla LeMone | Karen M. Burke | Gerene Bauldoff | Paula Gubrud



1904 | © 2019



ABOUT THE BOOK

Medical-Surgical Nursing: Clinical Reasoning in Patient Care, 6e provides students with all of the practical knowledge and skills they need to care for adult patients—without overwhelming readers with diseases and disorders that are beyond the beginning nurse's scope of practice. Carefully selected content focuses on the most salient concepts that new nurses will need to know when they first enter practice: how to promote health, facilitate recovery from illness and injury, and provide support when coping with disability or loss.

Throughout the text, the authors focus on individualized holistic nursing care as the crucial element in learning and practicing nursing, and the readers are given the tools they need to develop their clinical reasoning ability so that they can make safe and effective decisions on the job. With its understandable language, visual approach, and consistent teaching and learning format, it's no surprise that students across the globe overwhelmingly report that they truly like reading this text.

FEATURES

- Clinical Competencies at the beginning of each chapter have been revised to clearly reflect QSEN competencies
- New chapters on Informatics and Evidence-Based Practice in Medical-Surgical Nursing, Perioperative Nursing and Nursing Care of Patients with Communicable Diseases
- Priorities of Care help the student prioritize care, particularly in acute situations
- Moving Knowledge into Action provide students with opportunities to reflect on and apply their learning to patient care situations
- Expected Outcomes appear after every nursing diagnosis to help the student identify the goal of planned nursing interventions
- Continuity of Care focuses on the nurse's responsibility for preparing the patient and caregivers for transitions of care from one healthcare setting to another or to the home

CONTENTS

UNIT 1 Dimensions of Medical-Surgical Nursing

1. Medical-Surgical Nursing in the 21st Century
2. Informatics and Evidence-Based Practice in Medical-Surgical Nursing
3. Health and Illness Care of Adults

UNIT 2 Alterations in Patterns of Health

4. Nursing Care of Patients Having Surgery
5. Nursing Care of Patients Experiencing Loss, Grief, and Death
6. Nursing Care of Patients with Problems of Substance Abuse
7. Nursing Care of Patients Experiencing Disasters

UNIT 3 Pathophysiology and Patterns of Health

8. Genetic Implications of Adult Health Nursing
9. Nursing Care of Patients in Pain
10. Nursing Care of Patients with Altered Fluid, Electrolyte, and Acid-Base Balance
11. Nursing Care of Patients Experiencing Trauma and Shock

12. Nursing Care of Patients with Infections
13. Nursing Care of Patients with Altered Immunity
14. Nursing Care of Patients with Cancer

UNIT 4 Responses to Altered Integumentary Structure and Function

15. Assessing the Integumentary System
16. Nursing Care of Patients with Integumentary Disorders
17. Nursing Care of Patients with Burns

UNIT 5 Responses to Altered Endocrine Function

18. Assessing the Endocrine System
19. Nursing Care of Patients with Endocrine Disorders
20. Nursing Care of Patients with Diabetes Mellitus

UNIT 6 Responses to Altered Gastrointestinal Function

21. Assessing the Gastrointestinal System
22. Nursing Care of Patients with Nutritional Disorders
23. Nursing Care of Patients with Upper Gastrointestinal Disorders

- 24. Nursing Care of Patients with Bowel Disorders
- 25. Nursing Care of Patients with Gallbladder, Liver, and Pancreatic Disorders

UNIT 7 Responses to Altered Urinary Elimination

- 26. Assessing the Renal System
- 27. Nursing Care of Patients with Urinary Tract Disorders
- 28. Nursing Care of Patients with Kidney Disorders

UNIT 8 Responses to Altered Cardiovascular Function

- 29. Assessing the Cardiovascular and Lymphatic Systems
- 30. Nursing Care of Patients with Coronary Heart Disease
- 31. Nursing Care of Patients with Cardiac Disorders
- 32. Nursing Care of Patients with Vascular and Lymphatic Disorders
- 33. Nursing Care of Patients with Hematologic Disorders

UNIT 9 Responses to Altered Respiratory Function

- 34. Assessing the Respiratory System
- 35. Nursing Care of Patients with Upper Respiratory Disorders
- 36. Nursing Care of Patients with Ventilation Disorders
- 37. Nursing Care of Patients with Gas Exchange Disorders

UNIT 10 Responses to Altered Musculoskeletal Function

- 38. Assessing the Musculoskeletal System
- 39. Nursing Care of Patients with Musculoskeletal Trauma

- 40. Nursing Care of Patients with Musculoskeletal Disorders

UNIT 11 Responses to Altered Neurologic Function

- 41. Assessing the Nervous System
- 42. Nursing Care of Patients with Intracranial Disorders
- 43. Nursing Care of Patients with Spinal Cord Disorders and CNS Infections
- 44. Nursing Care of Patients with Neurologic Disorders

UNIT 12 Responses to Altered Sensory Function

- 45. Assessing the Eye and Ear
- 46. Nursing Care of Patients with Eye and Ear Disorders

UNIT 13 Responses to Altered Reproductive Function

- 47. Assessing the Male and Female Reproductive Systems
- 48. Nursing Care of Men with Reproductive System and Breast Disorders
- 49. Nursing Care of Women with Reproductive System and Breast Disorders
- 50. Nursing Care of Patients with Sexually Transmitted Infections Additional Chapters
- 51. Perioperative Nursing
- 52. Nursing Care of Patients with Communicable Diseases

Appendices

Glossary

Index


ABOUT THE AUTHOR(S)

Priscilla LeMone, RN, DSN, FAAN Associate Professor Emeritus Sinclair School of Nursing University of Missouri Columbia, Missouri

Karen M. Burke, RN, MS Education Consultant Astoria, Oregon

Gene Bauldoff, RN, PhD, FAAN Associate Professor of Clinical Nursing The Ohio State University Columbus, Ohio

Paula Gubrud, RN, MS, EdD., FAAN Senior Associate Dean for Academic Affairs Oregon Health & Science University School of Nursing Portland Oregon



ISBN: 9789332517295

Introducing Pharmacology: For Nursing and Healthcare, 2/e



Roger McFadden



368 | © 2014

ABOUT THE BOOK

This new edition of *Introducing Pharmacology* remains an accessible and relevant introduction for nursing and healthcare students who are new to pharmacology, as well as anyone looking to refresh their knowledge of the subject.

Focused and engaging, the text balances accessibility with depth. Coverage of anatomy and physiology as well as pathophysiology helps to relate the subject to practical realities and makes this text stand out.

FEATURES

- Extend coverage of the pharmacopoeia with a completely new chapter on anti-cancer drugs.
- New sections, including general anaesthetics, hay-fever and prescribing for special groups such as children, pregnant women and the elderly.
- Fully updated with the Recommended International Non-proprietary Names (rINN) for drugs as used in the British National Formulary.
- Inclusion of a new glossary of key terms and definitions.

CONTENTS

Part 1 Principles of pharmacology


1. Let's start at basics: cells and how they work
2. Protein targets for drugs
3. Side-effects, interactions and pharmacokinetics

Part 2 The major drug groups

4. The cardiovascular system I: drugs used in the management of coronary artery disease
5. The cardiovascular system II: hypertension and antihypertensive drugs
6. Inflammation and the management of pain
7. Disorders and drugs of the digestive system
8. Infection and anti-microbial drugs
9. Disorders and drugs of the respiratory system
10. Disorders and drugs of the endocrine system
11. Drugs used in the treatment of mental health and neurological disorders
12. Drugs used in the treatment of Cancers and Chemotherapy

ABOUT THE AUTHOR

Roger McFadden is Senior Lecturer in Applied Physiology at Birmingham City University

4 Colour
EditionE-Book
available

ISBN: 9789353940409

Concepts of Genetics, 11/e



William S. Klug | Michael R. Cummings | Charlotte A. Spencer | Michael A. Palladino | Darrell Killian



816 | © 2020

ABOUT THE BOOK

Pearson presents the Eleventh Edition of *Concepts of Genetics*—a text now entering its fourth decade of providing support for students studying in this field, has occasioned still another fresh look. In addition to the normal updating that is inevitably required, this new edition focusses on the need to increase the opportunities for instructors and students to engage in **active and cooperative learning approaches** and the need to provide more **comprehensive, cutting-edge coverage of important and emerging topics** in genetics. This edition emphasizes the fundamental ideas of genetics and a strong problem-solving approach, while exploring modern

techniques and applications of genetic analysis.

FEATURES

- **Modern Approaches to Understanding Gene Function** feature challenges students to understand how modern gene targeting approaches have dramatically advanced our understanding of gene function.
- **Evolving Concept of the Gene** is a short feature, integrated in appropriate chapters, that highlights how scientists' understanding of what a gene is has changed over time.
- **Three new Special Topics in Modern Genetics** mini-chapters explore cutting-edge topics, including updated content on Emerging Roles of RNA, Genetically Modified Foods, and Gene Therapy.
- **Neurogenetics** has been completely reworked and redefined to reflect the wealth of information regarding the impact of genetics on the field of neurobiology, linking genetic analysis to brain function and brain disorders.

CONTENTS

Part One: Genes, Chromosomes, and Heredity

1. Introduction to Genetics
2. Mitosis and Meiosis
3. Mendelian Genetics
4. Extensions of Mendelian Genetics
5. Chromosome Mapping in Eukaryotes
6. Genetic Analysis and Mapping in Bacteria and Bacteriophages
7. Sex Determination and Sex Chromosomes
8. Chromosome Mutations: Variation in Number and Arrangement
9. Extranuclear Inheritance

Part Two: DNA: Structure, Replication, and Variation

10. DNA Structure and Analysis
11. DNA Replication and Recombination
12. DNA Organization in Chromosomes

Part Three: Gene Expression, Regulation, and Development

13. The Genetic Code and Transcription
14. Translation and Proteins
15. Gene Mutation, DNA Repair, and Transposition
16. Regulation of Gene Expression in Prokaryotes
17. Regulation of Gene Expression in Eukaryotes
18. Developmental Genetics
19. Cancer and Regulation of the Cell Cycle

Part Four: Genomics

20. Recombinant DNA Technology
21. Genomics, Bioinformatics, and Proteomics
22. Applications and Ethics of Genetic Engineering and Biotechnology

Part Five: Genetics of Organisms and Populations

23. Quantitative Genetics and Multifactorial Traits
24. Neurogenetics
25. Population and Evolutionary Genetics



ABOUT THE AUTHOR(S)

William S. Klug is an Emeritus Professor of Biology at The College of New Jersey (formerly Trenton State College) in Ewing, New Jersey, where he served as Chair of the Biology Department for 17 years.

Michael R. Cummings is Research Professor in the Department of Biological, Chemical, and Physical Sciences at Illinois Institute of Technology, Chicago, Illinois.

Charlotte A. Spenceris a retired Associate Professor from the Department of Oncology at the University of Alberta in Edmonton, Alberta, Canada.

Michael A. Palladino is Dean of the School of Science and Professor of Biology at Monmouth University in West Long Branch, New Jersey.

Nursing Research and Statistics

 **Nursing Research Society of India**


 **424** | © **2012**

ABOUT THE BOOK

Nursing Research and Statistics provides a clear understanding of the principles and processes of nursing research, which is an essential subject for nursing students. This is a comprehensive text, written by eminent members of the Nursing Research Society of India (NRSI), that also looks into the methods of data collection, its analysis and presentation. Based on the Indian Nursing Council syllabus, this textbook is specially designed to meet the needs of B.Sc. students of nursing

**E-Book
available**

POD



ISBN: 9788131775707

FEATURES

- Student-friendly
- Original content written by experienced members of NRSI
- Covers 'Fundamentals of Statistics' in a separate chapter
- Covers both Qualitative and Quantitative studies in Sampling
- Based on INC syllabus
- Foreword by Prof. Reena Bose (Former President of NRSI and Principal of Sister Florence College of Nursing)

CONTENTS

1. Introduction to Nursing Research
2. Research Process
3. Research Problem
4. Review of literature
5. Theoretical and Conceptual Framework
6. Ethics in Research
7. Quantitative and Qualitative Research Approaches and Designs
8. Population, Sampling and Data Collection Methods in Qualitative Research
9. Population and Sampling in Quantitative Studies
10. Development of Research Tool
11. Data Analysis and Interpretation
12. Critique of Nursing Research Studies
13. Communication of Research Results-Oral and Written
14. Research Utilization and Evidence-based Nursing Practice
15. Fundamentals of Statistics


ABOUT THE AUTHOR

The Nursing Research Society of India (NRSI) was established in May 1986. From its inception, it has been working continuously to promote research within and around the nursing environment. NRSI also supports the development of nursing research activities in universities and provides nursing care standards to nursing health-care institutions.

Foundations in Nursing Research, 6/e

 Rose Marie Nieswiadomy

 344 | © 2020



ISBN: 9789353437770

ABOUT THE BOOK

This engaging, learner-friendly text illuminates all steps of the nursing research process, helping students critique research and determine whether study findings are ready to apply in practice. To illustrate specific aspects of the research process, the author extensively excerpts from published studies, including research performed outside the U.S. Pedagogical features include chapter outlines, objectives, definitions of key terms, summaries, class activities, and self-tests.

This Sixth Edition has been revised with up-to-date information and references throughout; more coverage of both quantitative and qualitative research; greater focus on evidence-based practice; and an all-new chapter on nursing research and health care economics that helps nurses clearly understand the financial value of the services they offer, and communicate that value more effectively to colleagues and stakeholders.

FEATURES

- Excerpts from 85 nursing research studies drawn from 60 nursing journals—including recent studies conducted by nurses in the U.S. and around the world.
- Up-to-the-minute coverage of Web-based research techniques—including new examples of Internet mega search engines, coverage of all four online CINAHL databases, the free Clinical Trials online database, and information on accessing OJIN.
- More than 300 terms, with clear definitions—demystifying the language of research by presenting all new terms in bold, and clearly defining them on first reference.
- “Get Involved” Activities—including structured simulations that challenge students to collaborate realistically with other students or colleagues.
- New! Includes all-new appendix on critiquing research studies—providing a reference to a recent research article in a clinical nursing journal, with specific questions to use in evaluating it.

CONTENTS

Part I Introduction to Nursing Research

1. Development of Nursing Research
2. Ethical Issues in Nursing Research
3. An Overview of Quantitative Research
4. An Overview of Qualitative Research

Part II Preliminary Steps in the Research Process

5. Identifying Nursing Research Problems
6. Review of the Literature
7. Theory and Nursing Research
8. Hypotheses

Part III Research Designs

9. Quantitative Research Designs
10. Qualitative Research Designs

Part IV Obtaining Study Participants and Collection of Data

11. Populations and Samples
12. Measurement and Collection of Data
13. Data Collection Methods


Part V Data Analysis

14. Descriptive Statistics
15. Inferential Statistics.
16. Presentation and Discussion of Study Findings
17. Part VI Research Findings and Nursing Practice
18. Communication and Utilization of Nursing Research
19. Evidence-Based Nursing Practice
20. Nursing Research and Health Care Economics
21. Critique of Research Reports

ABOUT THE AUTHOR(S)

Rose Marie Nieswiadomy, PhD, RN, Professor emerita, Texas Woman's University, College of Nursing, Catherine Bailey, PhD, RN, CNE, Associate Professor, Texas Woman's University, College of Nursing.

Biostatistics for the Biological and Health Sciences, 2/e



E-Book available

Marc M. Triola | Mario F. Triola

728 | © 2020



ISBN: 9789353436537

ABOUT THE BOOK

Biostatistics for the Biological and Health Sciences uses a variety of real-world applications to bring statistical theories and methods to life. Through these examples and a friendly writing style, the **2nd Edition** ensures that students understand concepts and develop skills in critical thinking, technology, and communication. The result of collaboration between two biological sciences experts and the author of the #1 statistics book in the US, this text provides an excellent introduction to statistics for students studying the biological, life, medical, and health sciences.

FEATURES

- Latest and best methods used by professional statisticians are incorporated.
- New examples, exercises, and Chapter Problems provide relevant and interesting real-world statistical applications, including biometric security, self-driving cars, smartphone data speeds, and the use of drones for delivery.
 - More than 1,600 exercises are included in the text, and nearly 85% are brand new!
 - More than 200 examples are scattered throughout the book, and almost 85% are new!
- EXPANDED! Larger data sets give students a more comprehensive look at concepts.
- UPDATED! Real Data Sets: 89% of the exercises in the text use real data, and 87% of the examples feature real statistics.
- Easy-to-assign exercises are graded by difficulty, and exercises that are particularly difficult or involve a new concept appear at the end of exercise sets and are marked by an asterisk, making it easy for instructors to assign homework.
- Statistical Software: SPSS, SAS, STATDISK, MINITAB, Excel, and TI-83/84 Plus output appear throughout the text.

EXCELLENT PEDAGOGY

- Chapter-Opening Features
- Margin Essays
- Flow Charts
- Chapter Quick Quizzes
- Review Exercises
- Cumulative Review Exercises
- Technology Projects
- Cooperative Group Activities
- From Data to Decision: Critical Thinking Projects


CONTENTS

1. Introduction to Statistics
2. Exploring Data with Tables and Graphs
3. Describing, Exploring, and Comparing Data
4. Probability
5. Discrete Probability Distributions
6. Normal Probability Distributions
7. Estimating Parameters and Determining Sample Sizes
8. Hypothesis Testing
9. Inferences from Two Samples
10. Correlation and Regression
11. Goodness-of-Fit and Contingency Tables
12. Analysis of Variance
13. Nonparametric Tests
14. Survival Analysis

ABOUT THE AUTHOR

Dr. Triola is the associate dean for educational informatics and an associate professor of medicine at NYU Langone Health, where he is also the founding director of the Institute for Innovations in Medical Education, known as IIME.

NEW



ISBN: 9789356063969

International Trauma Life Support, 9/e

 **Roy L Alson | Kyee H. Han | John E Campbell**

 **448 | © 2022**

ABOUT THE BOOK

A decades-long leader in trauma education For over 30 years, International Trauma Life Support for Emergency Care Providers has been at the forefront of trauma education for all levels of prehospital emergency care worldwide. This complete resource is filled with practical, hands-on training that guides readers through the how's and the why's of all the skills needed for rapid assessment, resuscitation, stabilization, and transportation of the trauma patient. The 9th edition reflects the latest and most effective approaches to prehospital trauma care, including a more functional approach to assessment and management.

FEATURES

- The text conforms to the latest guidelines on trauma care from the American Heart Association, International Liaison Committee on Resuscitation, and Committee on Trauma of the American College of Surgeons.
- Revised - The text has been completely reorganized to reflect a more functional approach to the assessment and management of the trauma patient. It is now divided into four sections:
 - Essential Information
 - Foundational Knowledge
 - Special Populations
 - Appendices
- Expanded - Chapter 1 now discusses changes put forth by the Hartford Consensus with regard to scene safety and team-based, multidisciplinary trauma care.
- Expanded - Chapter 19 now examines how advancing age increases mortality and identifies it as an independent risk factor for needing trauma care.
- Updated - Chapter 4 now includes updated techniques for managing hemorrhage, some of which reflect the latest experiences of the military during recent conflicts.
- Updated - Chapters 11 and 12 now incorporate the current science and evolution of when to apply spinal motion restriction based on published guidelines.
- Expanded - Chapter 13 now includes pelvic fractures, as associated with concurrent abdominal injuries.

CONTENTS

Section 1: Essential Information

1. Introduction to Traumatic Disease
2. Trauma Assessment and Management
3. Assessment Skills
4. Hemorrhage Control and Shock

Section 2: Foundational Knowledge

8. Thoracic Trauma
9. Thoracic Trauma Skills
10. Spinal Trauma and Spinal Motion Restriction
11. Spine Management Skills
12. Head Trauma and Traumatic Brain Injury

Section 3: Special Populations

17. Burns
18. Pediatric Trauma
19. Geriatric Trauma

5. Shock and Hemorrhage Control Skills
6. Airway Management
7. Airway Skills

13. Abdominal Trauma
14. Extremity Trauma
15. Extremity Trauma Skills
16. Traumatic Arrest

20. Trauma in Pregnancy
21. The Impaired Patient



ABOUT THE AUTHOR(S)

Roy L. Alson, PhD, MD, FACEP, FAEMS, is a professor of emergency medicine at Wake Forest University School of Medicine and the former director of the Office of Prehospital and Disaster Medicine, also at Wake Forest.

Kyee H. Han, MBBS, FRCS, FRCEM, is a consultant in trauma and emergency medicine at the James Cook University Hospital, in Middlesbrough, which is a regional major trauma center in the North East of England. He is also honorary medical director to the North East Ambulance Service NHS Foundation Trust. Dr. Han completed his undergraduate medical training at the Institute of Medicine in Rangoon, Burma, in 1976.

John E. Campbell, MD, FACEP (deceased), received his BS degree in pharmacy from Auburn University in 1966 and his medical degree from the University of Alabama at Birmingham in 1970. He practiced emergency medicine for 40 years, in Alabama, Georgia, New Mexico, and Texas. Dr. Campbell became interested in prehospital care in 1972 when he was asked to teach a basic EMT course to members of the Clay County Rescue Squad.



AUTHOR INDEX

ISBN	Author	Title	Price	Page
9789356063969	Alson / Han / Campbell	International Trauma Life Support, 9/e	1000.00	22
9789332587441	Bauman	Microbiology with Diseases by Body System, 4/e	1505.00	8
9789332587274	Bauman	Microbiology with Diseases by Taxonomy, 4/e	1505.00	10
9789353949273	Berman / Snyder / Frandsen	Kozier and Erb's -Fundamentals of Nursing, 11/e	2200.00	1
9788131769621	Bhatnagar	English for Nurses	305.00	5
9789332535190	Cappuccino / Sherman	Microbiology: A Laboratory Manual, 10/e	1210.00	12
9788131773345	Clement	Nursing Ethics: Concepts, Trends and Practices	500.00	4
9789332586802	Colbert / Ankney / Lee	Anatomy, Physiology, and Disease: An Interactive Journey for Health Professions, 3/e	1010.00	6
9789353436520	George	Nursing Theories : The Base for Professional Nursing Practice, 6/e	1000.00	3
9789353940409	Klug / Cummings / Spencer / Palladino / Killian	Concepts of Genetics, 11/e	1350.00	17
9789353062026	LeMone / Burke / Bauldoff / Gubrud	Medical-Surgical Nursing: Clinical Reasoning in Patient Care, 6/e	2350.00	14
9789332517295	McFadden	Introducing Pharmacology: For Nursing and Healthcare, 2/e	550.00	16
9789353437770	Nieswiadomy	Foundations in Nursing Research, 6/e	525.00	20
9788131775707	Nursing Research Society of India	Nursing Research and Statistics	560.00	19
9789353436537	Triola / Triola	Biostatistics for the Biological and Health Sciences, 2/e	855.00	21

*All Prices are subject to change without notice



For sales queries, please contact...



Pearson

NORTH

Ankit Kesarwani	7291826785	ankit.kesarwani@pearson.com	Uttarakhand
Arvind Dubey	8130835072	arvind.dubey@pearson.com	Uttar Pradesh
Karan Alagh	7837052092	karan.alagh@pearson.com	Chandigarh
Manoj Gupta	9910974743	manoj.gupta@pearson.com	Delhi
Pawan Verma	9015182175	pawan.verma@pearson.com	Uttar Pradesh
Rajdip Sen	9582284615	rajdip.sen@pearson.com	Delhi
Raman Pruthi	9999841513	Raman.Pruthi@Pearson.com	Delhi
Ranjeet Kumar	9950701203	ranjeet.kumar@pearson.com	Jaipur
Ranjeev Jha	9560698997	ranjeev.jha@pearson.com	Delhi
Santosh Kumar	9415517650	santosh.kumar2@pearson.com	Uttar Pradesh

EAST

Darpandra Bhuyan	9706554754	darpandra.bhuyan@pearson.com	Assam
Pratik Mazumdar	9836264409	pratik.mazumdar@pearson.com	Bihar
Soumyo Banerjee	9582988656	soumyo.banerjee@pearson.com	Odisha
Sourabh Sen	9830336567	sourabh.sen@pearson.com	West Bengal
Sudipto Banerjee	9836970429	sudipto.banerjee@pearson.com	West Bengal
Tapan Kumar Saha	9830137194	tapan.saha@pearson.com	West Bengal

WEST

Aakash Agrawal	81034 66555	akash.agrawal@pearson.com	Madhya Pradesh
Akshay Naik	7400315566	akshay.naik@pearson.com	Maharashtra
Alok Tiwari	9935398757	alok.tiwari1@pearson.com	Chhattisgarh
Anirudh Kulkarni	89834 81390	anirudha.kulkarni@pearson.com	Maharashtra
Brijesh Pandey	9892064017	brijesh.pandey@pearson.com	Maharashtra
Dinesh Adyalkar	9970545744	dinesh.adyalkar@pearson.com	Maharashtra
Gaurav Gagwani	9898813419	Gaurav.Gagwani@pearson.com	Gujarat
Jyoti Kumar Chaudhary	8377989817	jyoti.chaudhary@pearson.com	Maharashtra
Priyank Vyas	9867223897	priyank.vyas@pearson.com	Maharashtra

SOUTH

Arjun Shetty	9886099802	arjun.shetty@pearson.com	Karnataka
Bala Subrahmanyam	9391393919	bala.subrahmanyam@pearson.com	Andhra Pradesh
Bibin Baburaj	9495331849	bibin.baburaj@pearson.com	Kerala
Jayaraj V. S	9994070570	vs.jayaraj@pearson.com	Tamil Nadu
Manigandan P. A	9003353596	manigandan.anand@pearson.com	Tamil Nadu
Paraneetharan. I	9092005309	i.paraneetharan@pearson.com	Karnataka
Prem Sai. R	7358398311	premsai.r@pearson.com	Tamil Nadu
Purushotham. S	9916633111	s.purushotham@pearson.com	Karnataka
Ramakrishnan. A	9500028293	ramakrishnan.arumugam@pearson.com	Tamil Nadu
Ravichandran, Gobinath	9944759974	gobinath.ravichandran@pearson.com	Tamil Nadu
Thummala Kiran	9177602565	thummala.kiran@pearson.com	Telangana
Vasudevan B.V	9032760875	bv.vasudevan@pearson.com	Andhra Pradesh
Venu Kumar. A	9676771407	venu.kumar@pearson.com	Telangana

NOTES

Lined area for notes